

# STANDARD INK SHADES

## INK TYPES

### Determining the parts/order number

To determine the parts number, please add the two-digit number of the respective ink type to the parts number and state the complete number in the order.

Example: 10 09 XX

Ink shade according to ink shade card  
Ink type

<b>01</b>	schwarz black noir negro		<b>11</b>	bordeaux rot bordeaux red bordeaux burdeos		<b>21</b>	brillant grün green brilliant vert brillant verde brillante		Ink shade not available for the ink types, "TFF", "U-HF", "RDF-HF"
<b>02</b>	weiß white blanc blanco		<b>12</b>	rosa pink rose rosa		<b>22</b>	braun hell brown light brun clair marrón claro		
<b>03</b>	zitronengelb citron yellow jaune citron amarillo limón		<b>13</b>	blau hell blue light bleu clair azul claro		<b>23</b>	braun dunkel brown dark brun foncé marrón oscuro		
<b>04</b>	gelb mittel yellow medium jaune moyen amarillo medio		<b>14</b>	blau mittel blue medium bleu moyen azul medio					
<b>05</b>	gelb dunkel yellow dark jaune foncé amarillo oscuro		<b>15</b>	blau ultra blue ultra bleu ultra azul ultra		<b>51</b>	silber silver argent plata		
<b>06</b>	orange orange orange naranja		<b>16</b>	blau dunkel blue dark bleu foncé azul oscuro		<b>52</b>	gold gold or ore		
<b>07</b>	gelb ocker ochre yellow jaune ocre amarillo ocre		<b>17</b>	türkis turquoise turquoise turquesa					
<b>08</b>	rot hell red light rouge clair rojo claro		<b>18</b>	violett violet violet violeta					
<b>09</b>	signalrot red bright rouge vif rojo vivo		<b>19</b>	grün hell green light vert clair verde claro					
<b>10</b>	karminrot carmine rouge carmin rojo carmin		<b>20</b>	tannengrün green fir vert sapin verde pino					

## European ink shades

CMYK inks for the photo-realistic presentation

<b>80</b>	yellow Europaton lasierend process yellow Europe shade yellow (jaune) Europe effet lasuré color de cuatricomía amarillo Europa
<b>81</b>	magenta Europaton lasierend process magenta Europe shade magenta Europe effet lasuré color de cuatricomía magenta Europa
<b>82</b>	cyan Europaton lasierend process cyan Europe shade cyan Europe effet lasuré color de cuatricomía cyan Europa

**Note: The ink shades shown here do not correspond to the actual appearance of the individual ink types and may only serve as an indicator.**



# BASIC INKS













## RAL/PANTONE INK MIXING SYSTEM

### Determining the parts/order number

To determine the parts number, please add the two-digit number of the respective ink type to the parts number and state the complete number in the order.

Example: 10 09 XX

Ink shade according to ink shade card  
Ink type

<b>61</b>	zitrongelb citron yellow jaune citron amarillo limón		<b>71</b>	weiß white blanc blanco	
<b>62</b>	gelb yellow jaune amarillo		<b>72</b>	schwarz black noir negro	
<b>63</b>	orange orange orange naranja				
<b>64</b>	rot hell red light rouge clair rojo claro				Ink shade not available for the ink types "ACP"
<b>65</b>	rot red rouge rojo				
<b>66</b>	rosa pink rose rosa				
<b>67</b>	violett violet violet violeta				
<b>68</b>	blau blue bleu azul				
<b>69</b>	grün green vert verde				
<b>70</b>	braun hell brown light brun clair marrón claro				

**Note: The ink shades shown here do not correspond to the actual appearance of the individual ink types and may only serve as an indicator.**

